

MENA DAILY STOCK REPORT

Private & Confidential

RESEARCH EXCELLENCE IN THE MENA REGION

**Empowering Confident
Decision-making**

Saudi Arabia, Faisaliah Tower, 18th floor, King Fahed Highway, PO BOX 54995, Riyadh | T. +966 11 490 3924

United Arab Emirates, Emirates Towers, 41st floor, Sheikh Zayed Road, PO BOX 31303, Dubai | T. +971 4 313 2742


W. www.mena-rp.com
E. contactus@mena-rp.com

Disclosures
This report must be read with the disclosures provided at the last page

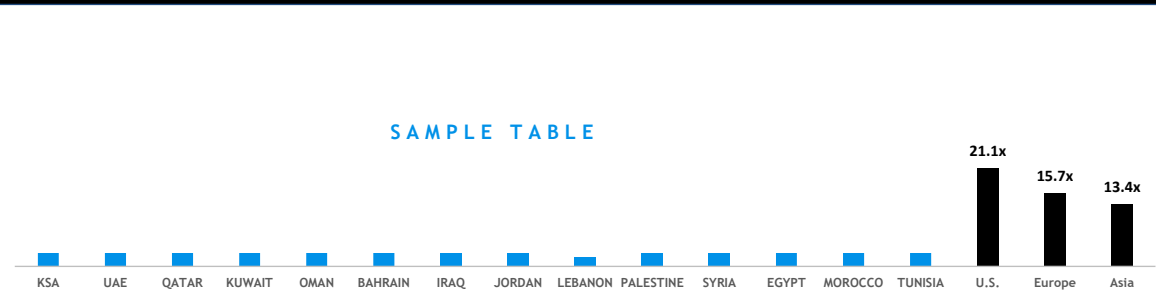
SUMMARY OF MENA STOCK MARKET PERFORMANCE

Country name	Index name	Index performance		
		1-month	3-month	1-year
MENA				
Saudi Arabia	TDW MAIN IDX/d	-1.2%	-14.6%	-19.7%
Abu Dhabi	ADX MAIN INDEX	-1.8%	-19.4%	-17.7%
Dubai	DFM MAIN INDEX	1.9%	-29.7%	-23.9%
Qatar	QE MAIN 20 IDX/d			
Kuwait	BK MAIN 50 IX/d			
Oman	MSM MAIN 30 ID/d			
Bahrain	BB ALL SHARE I/d			
Jordan	AMM FR FLT IDX/d			
Palestine	PLE MAIN IDX			
Egypt	EGX 30 IDX/d			
Morocco	CASA ALL SHARE/d			
Tunisia	TUN MAIN INDEX			
U.S.				
U.S.	S&P 500 INDEX/d			
U.S.	NASDAQ COMPOSI/d			
U.S.	DJ INDU AVERG/d			
Europe				
France	STXE 600 PR/d			
Germany	CAC 40 INDEX/d			
Spain	XETRA DAX PF/d			
Holland	IBEX 35 INDEX/d			
Italy	AEX-Index/d			
Russia	FTSE MIB/d			
Belgium	RTS INDEX			
Greece	BEL20/d			
Portugal	AT COM SHR PR /d			
Portugal	PSI 20 INDEX/d			
Asia				
Japan	N225 INDEX CLOSE			
China	SSE COMPOSITE/d			
Kong Kong	HANG SENG INDE/d			
Australia	ALL ORDINARIES			
Korea	KOSPI			
India	S&P SENSEX/d			
Singapore	SET Index			
Latin America				
Brazil	BVSP BOVESPA I/d			
Argentina	S&P MERVAL/d			

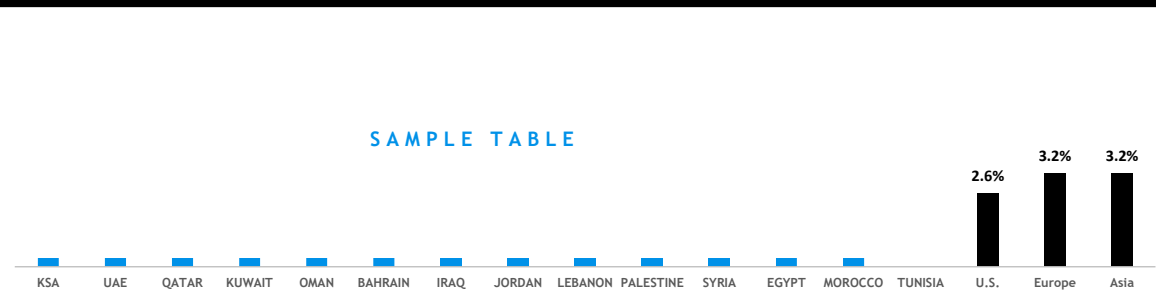
Price to Book Ratios (last interim)



Price to Earning Ratios (last-12-month)



Dividend Yield Ratios



Performance of MENA listed companies

Sorted by market capitalization and country

Company details		Market ratios									Financial Ratios							Price to book		Price to Earning			EV/EBITDA			Div. Yield LTM	Broker estimates			
Company name	Ticker	1-m % price chg	3-m % price chg	1-y % price chg	Beta 5y mohly avg.	Free float ratio	Avg. daily traded value (last 3m)	Market cap. (mn)	Enterprise value (mn)	Revenue growth LTM	EBITDA growth LTM	Net income growth LTM	EBITDA margin LTM	Net income margin LTM	ROAE LTM	Debt/(Debt+Equity) LTM	FY	LTM	FY	LTM	FWD	FY	LTM	FWD	Price target		# of estim.	Up-/down-side		
SAUDI ARABIA		-2.6%	-15.6%	-22.9%	0.95x	11%	\$1,252	\$2,089,681	\$2,010,711	-9%	-15%	-22%	50%	20%	6%	28%	3.71x	3.70x	19.1x	20.8x	27.1x	8.8x	9.3x	12.6x	1.8%	-	86	1.5%		
Saudi Arabian Oil Co	2222.SE	2%	-6%	-	-	2%	\$83	\$1,667,111	\$1,657,340	-12%	-17%	-24%	58%	26%	-	15%	6.04x	5.86x	18.9x	20.2x	30.6x	8.6x	9.0x	13.0x	1.4%	29.89	16	5%		
Saudi Basic Industries Corporation SJSC	2010.SE	0%	-7%	-31%	0.78x	30%	\$48	\$60,719		-19%	-	-94%	-	1%	1%	23%	1.35x	1.37x	40.9x	nm	43.5x	8.0x	10.3x	-	6.3%	83.39	13	-7%		
Saudi Telecom Company SJSC	7010.SE	1%	9%	-3%	0.78x	30%	\$26	\$48,575	\$49,054	4%	2%	-1%	39%	20%	17%	16%	2.95x	2.91x	17.1x	16.9x	16.4x	8.7x	8.7x	8.4x	4.6%	96.38	14	-3%		
Al Rajhi Banking & Investment Corporat	1120.SE	0%	-16%	-19%	1.00x	94%	\$130	\$35,486		13%	-	170%	-	-	-	-	2.60x	-	13.1x	13.3x	13.8x	-	-	-	4.7%	58.12	14	-7%		
National Commercial Bank SJSC	1180.SE	-6%	-26%	-38%	1.14x	45%	\$27	\$26,445	\$33,208	8%	18%	19%	66%	56%	17%	1%	1.44x	1.44x	8.7x	8.7x	10.5x	-	-	-	4.7%	39.86	12	-15%		
Saudi Electricity Company SJSC	5110.SE																													
Almarai Company SJSC	2280.SE																													
Riyad Bank SJSC	1010.SE																													
Saudi British Bank SJSC	1060.SE																													
Samba Financial Group SJSC	1090.SE																													
Saudi Arabian Mining Co SJSC	1211.SE																													
Banque Saudi Fransi SJSC	1050.SE																													
Saudi Arabia Fertilizers Co SJSC	2020.SE																													
Alinma Bank SJSC	1150.SE																													
Yanbu National Petrochemicals Compar	2290.SE																													
Arab National Bank	1080.SE																													
Kingdom Holding Co	4280.SE																													
Dr Sulaiman Al-Habib Medi Srvc Grp Co	4013.SE																													
Jabal Omar Development Co SJSC	4250.SE																													
Savola Group Company SJSC	2050.SE																													
Etihad Etisalat Company SJSC	7020.SE																													
Bank Albilad SJSC	1140.SE																													
Jarir Marketing Co SJSC	4190.SE																													
National Shipping Company of Saudi Ar	4030.SE																													
Bupa Arabia for Cooperative Insurance	8210.SE																													
Saudi Kayan Petrochemical Co SJSC	2350.SE																													
Rabigh Refining and Petrochemical Co	2380.SE																													
National Petrochemical Company SJSC	2002.SE																													
Sahara International Petrochemical Co	2310.SE																													
Advanced Petrochemical Co SJSC	2330.SE																													
Saudi Investment Bank SJSC	1030.SE																													
Arabian Centres Co	4321.SE																													
Makkah Construction and Development	4100.SE																													
Abdullah Al Othaim Markets CompanySJ	4001.SE																													
Bank Aljazira JSC	1020.SE																													
Saudi Industrial Investment Group SJSC	2250.SE																													
Mouwasat Medical Services Co SJSC	4002.SE																													
Company for Cooperative Insurance SJS	8010.SE																													
Dar Al Arkan Real Estate Development	14300.SE																													
Saudi Cement Company SJSC	3030.SE																													
National Industrialization Company JSC	2060.SE																													
Southern Province Cement Company SJ	3050.SE																													
Mobile Telecommunications Company S	7030.SE																													
Saudi Airlines Catering Co SJSC	6004.SE																													
Emaar The Economic City SJSC	4220.SE																													
Saudia Dairy and Foodstuff Co SJSC	2270.SE																													
Saudi Ground Services Co	4031.SE																													
Saudi Research and Marketing Group SJ	4210.SE																													
Qassim Cement Company SJSC	3040.SE																													
Seera Group Holding	1810.SE																													
Taiba Investments Company SJSC	4090.SE																													
Yanbu Cement Company SJSC	3060.SE																													
Yamama Cement Company SJSC	3020.SE																													
Dallah Healthcare Company SJSC	4004.SE																													
Fawaz Abdulaziz Alhokair Company SJSI	4240.SE																													
Aldrees Petroleum and Transport Servic	4200.SE																													
Saudi Pharmaceutical Industries and Me	2070.SE																													
Leejam Sports Company SJSC	1830.SE																													
United Electronics Company JSC	4003.SE																													
Saudi Real Estate Company SJSC	4020.SE																													
Herfy Food Services Co SJSC	6002.SE																													

Check STOCK PERFORMANCE as you should not "go with the flow": PAY ATTENTION TO PRICE VOLATILITY AND LIQUIDITY LEVELS

The FINANCIALS of a company are the numbers that drive a stock performance: PROFITS OR LOSSES? GROWTH OR NO GROWTH?

Check for the VALUATIONS of a stock before investing as it tells you how much it is CHEAP OR EXPENSIVE

BROKER recommendations tell you the potential of a stock to move UPSIDE OR DOWNSIDE



THANK YOU.

DISCLAIMER:

MENA Research Partners ("MRP") obtains all Data (data, inputs, analyses, statements, opinions, estimates, forecasts and other information) from sources believed by it to be accurate and reliable. However, the user ("User") of this report acknowledges that the Data: (1) are always subject to significant uncertainties and contingencies; (2) may be drawn from data published or made available from various sources and on various dates; and (3) are not independently verified or validated by MRP. Accordingly, MRP does not provide any representation or warranty of any kind, express or implied, to the user (including, without limitation, as to their accuracy, reliability, timeliness, completeness, merchantability or fitness for any particular purpose). The User agrees and acknowledges that this report do not constitute investment, trading, financial, accounting, taxation, legal or other advice. The User remains responsible for its own assessment and evaluation of the report and for obtaining professional advice, including, without limitation, investment, trading, financial, accounting, taxation, legal and other specialist advice. MRP is not responsible for any trading, investment or other decisions arising from the use of, or reliance on, the report and MRP shall have no liability whatsoever with respect to such matters.

MRP grants the User a non-exclusive, non-transferable, limited licence to use this report. All Intellectual Property in and to this report are the exclusive property of MRP or the User. No licences or rights are granted to the User or any other Person (any natural person, body corporate, association, partnership, joint venture (whether or not incorporated or having separate legal personality), or other entity of any kind, as well as their successors and permitted transferees and assigns.) in respect of this report. The User is not entitled to: (a) sell, or grant sub-licenses in respect of this report; (b) use, reproduce, alter or adapt this report; or (c) disclose, provide or otherwise make available this report to any Person, in each case except as expressly permitted with MRP's prior written consent. The User shall ensure that its personnel who has access to this report complies with the restrictions applicable to this report. In each case, the User shall be responsible to MRP for the acts and omissions of any Person to whom it provides, discloses or otherwise makes available this report, irrespective of whether such disclosure constitutes or not a breach of this disclaimer. The User shall not modify, remove or alter any disclaimers appearing in this report.

Sources of the Report: Local Stock Exchanges, Companies' Financial Statements, Reuters, MENA Research Partners